


# 3 pathways to a social work career




## BSW Degree

Provides a generalist education

Mostly direct service settings like individual and family services.

#1




## MSW Degree

Provides a generalist and specialized education

Broadens your career opportunities to include specialized practice like mental health or child welfare, as well as clinical and administrative positions.

#2



## Doctorate Degree

Provides an education focused on advanced training, leadership, research, or teaching

Expands your career choices to include teaching and research positions at colleges/universities. A practice doctorate degree also prepares you for advanced leadership and practice roles.

#3